



VaproBond™

a single component 100% silicone sealant
 Product No.: Black: 60309800, White: 60879800

Product Description

VaproBond is a single component 100% silicone sealant designed to adhere low surface energy materials to themselves. Use VaproBond to bind layers of VaproShield membranes and/or adhere to typical construction material surfaces and/or as a liquid-applied flashing component with metal framing systems.

BASIC USE

VaproBond is appropriate for vertical or horizontal above-grade applications to concrete, masonry, natural stone, structural sheathing, architectural metal panels, painted metals, glass, PVC, FRP, EPDM, all VaproShield WRB/Air Barrier membranes, and most other building materials.

MATERIALS

VaproBond is a single-component, black or white silicone-based adhesive sealant. It is easy to gun, spread, and produces a highly durable, seamless flashing membrane or seal.

BENEFITS

- Functions as a sealant and an all-weather silicone liquid flashing material
- Creates watertight and airtight details
- Applies in 20°F (-6.7°C) and rising
- Bonds to most common building materials without priming to produce a durable, structural, air and moisture tight seal.
- Remains flexible under extreme temperatures
- Excellent weatherability, UV stable for extended exposure
- Available in two colors, black and white

COMPATIBILITY

- Concrete
- Masonry
- Natural stone
- Structural sheathing
- Painted Metals
- Glass
- PVC
- FRP
- EPDM
- Dry wood
- Architectural Metal Panels
- Most building materials, urethane, and acrylic sealants and coatings

Sealant Compatibility – view comprehensive ASTM C794 Standard Test Method for Adhesion-in-Peel-Elastomeric Joint Sealants at VaproShield.com

Contact VaproShield Technical – if you have additional compatibility questions.

DILUTION

Apply as packaged. Do not dilute or alter, or use for applications other than specified. No mixing required.

LIMITATIONS

VaproBond should not be used in the following:

- As a substitute for appropriate through-wall flashing.
- Water immersion or below grade or in locations designed to be continuously immersed in water.
- On surfaces requiring painting with traditional organic based coatings.
- As a structural glazing sealant.

SIZES/COVERAGE


Coverage will vary based on surface texture and irregularities.

COVERAGE ESTIMATOR (Based on smooth surface)		
Application	Coverage Area	Recommended Thickness
Sealant	125 lin. ft	¼" (6 mm)
Flashing component	5 - 8 ft² (0.56-0.74 m²)	30-50 wet mil (0.76 - 1.27mm)

Technical Data

PHYSICAL PROPERTIES	
PROPERTY	RESULT
Color	Black or White
Composition	Modified Silicone
Minimum Application Temperature	20°F (-6.7°C) and rising
Service Temperature	minus 60°F (-51°C) - 300°F (149°C)
UV Exposure	Indefinite
Sausage Size	20 oz. (0.59 L)
VOC Content	69 g/L
Application as Sealant	1/4" (6 mm) bead
Application as Flashing	Apply at 30-50 wet mil (0.76 - 1.27mm)
Curing and Drying	At 77°F (25°C) and 50% relative humidity, product is tack-free 25-35 minutes. Higher temperature and/or humidity will shorten this time.
Warranty	20 year material

Typical VaproBond Applications




Commercial Window

WrapFlashing SA Self-Adhered properly shingled; applied directly to sheathing

VaproBond inside rough opening and 1" (0.25 mm) on face

Commercial window and head flashing (by others)




Nail Flange Window

WrapFlashing SA Self-Adhered properly shingled; applied directly to sheathing

VaproBond inside rough opening and 1" (0.25 mm) on face


Nail flange window and head flashing (by others)



Wall Penetrations

Apply VaproBond min. 2" (0.51 mm) out face and min. 1" (0.25 mm) out along all side of the penetration.

Membrane patched from misplaced penetration. VaproBond is applied to penetrations and sides of the membrane




Roof Penetrations

Minimum of 1" (0.25 mm) VaproBond onto flange or pipe penetration.

Flanges and fasteners should be completely covered in VaproBond

Curtain Wall

VaproSilicone Transition strip installed over VaproBond. VaproSilicone Transition spans curtain wall gap. Head strip overlaps jamb pieces



Fillet joint created by tooling VaproBond over top edge of VaproSilicone Transition

Bead of VaproBond applied under loose flap of overlapping VaproSilicone Transition strip

VaproSilicone Transition strip installed over VaproBond. VaproSilicone Transition spans curtain wall gap

PRODUCT DATA SHEET

VaproBond™ Product No.: Black: 60309800, White: 60879800

Installation

STORAGE AND HANDLING

Store VaproBond unopened sausages at temperatures lower than 80°F (27°C). Do not open sausage until preparation work has been completed. Do not alter or mix with other chemicals. When stored at or below 80°F (27°C) VaproBond has a shelf life of 12 months after the date of manufacture. Do not double stack pallets. Keep container tightly closed. Store locked up. Dispose of unused product and container in accordance with local, state, and federal regulations.

SAFETY

Read the full label and Safety Data Sheet (SDS) for precautionary instructions before use. Use with adequate ventilation, safety equipment, and jobsite controls during application and handling. 24-Hour Emergency Information: CHEMTREC 1-800-424-9300

PREPARATION

Best Practice: always test a small area of each surface to confirm suitability and desired results before starting overall application. Test with the same equipment, recommended surface preparation, and applications procedures planned for general application.

To ensure best results, apply to clean surfaces free of contaminants. Chemical residues, surface coatings or films may adversely affect adhesion.

Remove dust/debris from intended application area. Protect adjacent surfaces not intended to receive VaproBond.

Ensure positive drainage at all rough openings.

SURFACE AND AIR TEMPERATURES

Surface and ambient temperatures should be above 20°F to 120°F (-6.7°C to 49°C) during application and drying. Though VaproBond tolerates rain after installation, do not apply to surfaces that are covered with standing water or frost. Wind and high temperatures will accelerate drying of VaproBond.

EQUIPMENT

Sausage: Apply using a professional sausage gun. Use a DRY joint knife, trowel, spatula, roller, or brush to spread the product.

CURING AND DRYING

At 77°F (25°C) and 50% relative humidity, product is tack-free 25-35 minutes. Higher temperature and/or humidity will shorten this time.

BEST PRACTICE INSTALLATION

Apply according to installation instructions. Visit VaproShield.com for step-by-step installation instructions, details, and coverage information.

CLEAN-UP

Clean tools and equipment with mineral spirits immediately after use. Follow all safety precautions. Mechanically remove cured VaproBond using a sharp-edged tool.

Availability

VaproShield products are available throughout North America, Central and South America, and New Zealand.

Warranty

A 20-year material warranty is available.

TESTING DATA

PROPERTY	STANDARD	RESULT
Tensile Strength	ASTM D412 Standard Test Methods for Vulcanized Rubber and Thermoplastic Elastomers—Tension	1.13 MPa (165 psi)
Elongation at Break	ASTM D412 Standard Test Methods for Vulcanized Rubber and Thermoplastic Elastomers—Tension	1500%
Modulus, 100% Elongation	ASTM D412 Standard Test Methods for Vulcanized Rubber and Thermoplastic Elastomers—Tension	0.23 MPa (33 psi)
Water Vapor Transmission Water Method 24.4°C (76.0°F) 50 %RH	ASTM E96 Standard Test Methods for Water Vapor Transmission of Materials	6.5 Perm (grains/hr•ft ² •inchHg) at 0.36 mm (14 mil) 372 ng/Pa•s•m ² at 0.36 mm (14 mil)
Water Vapor Transmission Dynamic Relative Humidity Measurement (23°C 50 %RH)	ASTM E398 Standard Test Method for Water Vapor Transmission Rate of Sheet Materials Using Dynamic Relative Humidity Measurement	2.19 Perm (grain/h•ft ² •inchHg) at 0.79 mm (30 mil) 125 ng/Pa•s•m ² at 0.79 mm (30 mil)
Peel Strength	ASTM C794 Standard Test Method for Adhesion-in-Peel of Elastomeric Joint Sealants	PASS ≥ 5 pli